

The **Interloper**



Issue One: Thursday 16th December, 2021

The Interloper

Hello Reader, and Welcome to The Interloper!

The Interloper is a highly remarkable magazine made by the outstanding students of 4^{ème} - International Section. We made this as a form of expression, to expand our literary skills, and to learn how to manage a Magazine! Also for fun (and so that this school can FINALLY have a magazine/newspaper).

Fun fact:

The definition of an “Interloper” (in the Cambridge Dictionary) is “someone who becomes involved in an activity or a social group without being asked, or enters a place without permission.”

Synonym: Intruder

Get it?

Because we are an English Magazine at a French school?

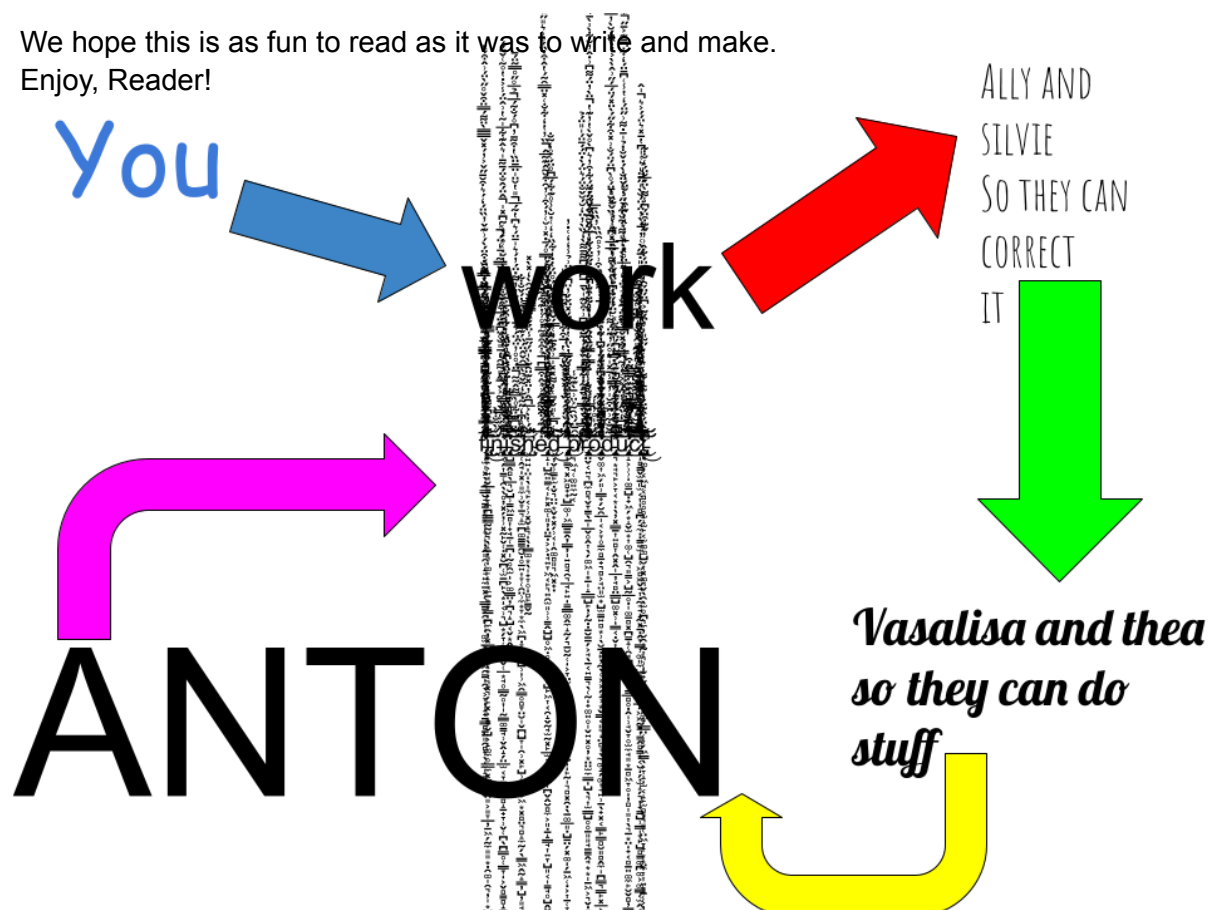
Haha?

Anyway:

This magazine has the most random things you can think of, from fun facts, to game reviews, to recent Science news, to articles about cars. At the back, you will find the very remarkable Hitchhiker’s Guide to the LFP. Below is an image depicting how we managed our workflow.

We hope this is as fun to read as it was to write and make.

Enjoy, Reader!



Starlight

The Enterprise that wants to open the doors of science (to girls and kids in Rwanda), by Iris David

In Rwanda, 70% of the population works in agriculture, therefore, Rwandan women are unlikely to choose a career in science. They often remark that “it is difficult for women and it's useless because they will only get married and do something else”. They are also not privileged.

Alice Mukashyaka and *Ariane Umuringa* didn't give up, on the contrary, they created their own enterprise called **Starlight** to keep the doors open and give them enough courage to continue or start in STEM (science, technology, engineering and mathematics).

Alice mukashyaka
co-founder



Ariane Umuringa
co-founder



Career Girls, an NGO in America associated with Starlight in 2017 to create a pedagogical program to show videos of women in those domains and examples of careers in STEM to make it more familiar for the students.

They have helped many students like Emelyne K. who wants to achieve her dream of becoming a computer engineer and now knows how to develop this career because of Starlight and Career Girls.

Starlight also has projects such as kits to make it more entertaining and interesting, these kits include a manual and the tools to make a solar torch in a few hours.
(details about one of their projects)

Starlight Africa now counts **4000 students** talking about their activities and have raised **100,000 euros**, but because of Covid, their activity was slowed down, but they hope it will come back to normal.



**STEM
Career
Exploration
Program
in Rwanda**



career  girls 



Anton: This game was published in 1985 and saved Nintendo from a video game crisis. In this game, the player controls Mario in a world where everything tries to kill them. The story consists of eight worlds with four stages in each of them. At the end of each world, the player has to fight against one of Bowser's minions disguised as him. At the end of the last world, the player must find the original Bowser. The point of the game is to save princess Toadstool from the claws of Bowser himself, the main antagonist. My first experience of the game was quite positive, I was surprised by the quality of the graphics for such an old game. But the next emotion I felt was blind rage. The game is harder than most games I have ever played. My personal record is the third stage of the first world. Every time I go far enough to feel confident, I always die in the most embarrassing way ever.

Here is another review from a player:

Albert: This game is fantastic, and I had a blast playing it. I didn't finish it, but I did get past the first of eight realms; the next closest finisher in our class was three worlds into the first realm.

The game doesn't give you a second to catch your breath because even the tiniest goomba can rid you of one of your lives.

However Mario isn't all good. I suffered through the levels cherishing my lives and desperately killing anything that could take them from me, I passed the grasslands, the mountains, castles and finally... Hell...

In conclusion, the game is amazing and I recommend it to everyone but be ready to be angry at yourself. So if you feel like trying it out for yourself the link is <https://supermarioplay.com/>. Or you can scan the QR code below.

SCAN ME



Welcome to Ally rates the school's music! (honestly because all of your music tastes sucks) I'm Ally and I ask students, teachers, all, for what music they listen to.

Today we will be rating Mr. Mansfield's (Teacher) recommendation, "Loveless" (Album) by "my bloody valentine".

I was very surprised when Mr. Mansfield recommended my bloody valentine, I was surprised because I listen to it myself, and he doesn't seem to be the type of person to like that kind of music.

My bloody valentine is a shoegaze artist, the most well known of shoegaze too, it is characterized by its ethereal mixture of obscured vocals, guitar distortion and effects, feedback, and overwhelming volume.

Loveless was released in 1991 as my bloody valentine's second album and is marked as their magnum opus. My bloody valentine debuted in 1988 with the album "isn't anything". The members of mbv are Kevin Shields, Bilind Butcher, Colm Ó Cíosóig, and Debbie Googe. A fun fact is that Kevin and Colm met at a karate tournament, and had an overnight friendship. They released 4 studio albums all known for the dream pop genre, basically shoegaze.

My favorite song on the album is "when you sleep". I like it because of it's catchy guitar riff, and consistent drums. The song speaks of an unfulfilled relationship, the singer unknown to his feelings.






A drum and bass song with lyrics about love turning into obsession.

A calm song that expresses the feeling of realizing that you've fallen in love.

The song consists of random beats formed into a pattern. Starts off as upbeat but turns into a sad song shortly after.






A very calm yet sad song, and will have you bawling your eyes out if you relate to the lyrics even in the slightest.

Consistent beat with interesting lyrics. More of an upbeat party song.



MUSIC RECOMMENDATIONS

By Paul and Sonja



Deftones' songs are amazing. In my opinion, "around the fur" is their best album. Deftones is definitely worthwhile if you like metal, although it branches out into nu-metal, and a bit of shoegaze.

With its simple guitar riff, basic drums, and sad vocals, it makes a duality off the happy beat and sad vocals. A look into the lyrics, and you can tell that the protagonist is going through a breakup.

This eight minute song has three stages. Ranging from hip-hop to pop, if you like this song, you should definitely check out more of Smino's songs.

With its shakes, the jaggy drums, trumpets, and chimes, the song has sad lyrics of someone trying to "find themself".

This song is very catchy, it adds dreamy vocals with soft sad sounding vocals.

Vasa's Art Tips :D


Hello there fellow [human!](#)
In these series
I will be sharing some
of my tips on drawing,
I hope I will be able to help
some artists out there!



Also, what I've seen happen a lot
is artists getting asked for advice,
and afterwards saying to "just practice"
don't get me wrong, practice
is important. but do keep in mind
that people usually struggle with certain
aspects of their drawings
that later on keep them from
achieving further progress.




Personally, I'm not the best at
giving advice, but I will do my best.
I draw a lot of characters,
and I've had a lot
of people come up to me
asking for advice on how to draw
heads, hands, etc. So
if you want to give advice
I would focus on a certain detail that
the person has issues with.



From what I've seen people struggle a lot with drawing heads and proportions. So I will share with you how I usually draw My character's head (keep in mind It's my personal style and this is just an example of what I usually do).

Start off with drawing a circle and proportion lines to rule out where The character is looking.



Now add 2 lines on the side which are the beginning of the jaw. scratch on the left/right ear, it doesn't have to be perfect, the 2 lines will define the jaw line so feel free to play around with that.



Shape out the head, try to focus on the back of the head and imagine how it looks from the back. don't be afraid to add some 3d volume, (remember to use the proportion lines to help you out) Also I added elf ears because I can haha :3 There you go! Sorry again If it wasn't much help, but I hope I could help you at least a bit!



INTERVIEWS WITH TEACHERS (asked by Ema, Evelyn, and Isabella)

Mr. Mansfield

- **What would you do if you won a million dollars?**
“I would buy a huge cannon and shoot Evelyn into the sun.”
- **If you had children what would you name them?**
“I would name the boy William, and the girl Emily.”
- **What is your favorite Disney princess?**
“Mulan, from the movie Mulan.”
- **If you could live in a movie universe what universe would you live in?**
“The movie universe I would wanna live in is Toy Story, because it is nice to imagine an enchanted world”

Mr. Madjoudj

- **What would you do if you won a million dollars?**
“I would move to an empty island with no people, far away from any civilization.”
- **If you had children what would you name them?**
“I already have children, but if I had more I would name the girl Victorka, and the boy Emilek.”
- **What is your favorite Disney princess?**
“It's Belle from the movie Beauty and the Beast.”
- **If you could live in a movie universe what universe would you live in?**
“I would live in Avatar because I like their type of civilization. I like that they came back to their roots and ancestors. We are currently in the mode of life, rushed and stressed, so it's nice to see something different.”

Mme. Abadie

- **What would you do if you won a million dollars?**
“I would buy a house and after moving in I would travel around the whole world.”
- **If you had children what would you name them?**
“I would name them Juliette and Edward.”
- **What is your favorite Disney princess?**
“It's Pocahontas from the movie Pocahontas.”
- **If you could live in a movie universe what universe would you live in?**
“I would live in Avatar just because it is super pretty.”

Why not go on a walk with Death?

Why not go on a walk with Death,
Just for a laugh?
Why not write a letter,
Saying you want to meet
At the abandoned corner
Of a nice little street?
Take it to an alley
A cold, dark place,
Tell it "This is it"
And look it in the face
Say you've packed your things
Say you're all set
Tempt it to take you
Just to tell it "not yet"
Not yet, Death, not yet, old friend,
You know that I'll miss you,
But it's not yet my end.

By Silvie Siskova

Two Angels

Two angels fell in love
Time after time
What a gift to have
To love one person
So many times over;

Two angels,
One wings black, one wings yellow
The swore to each other
That they'd never love another fellow
But they did.
That's how life goes
But they always came back to each other
As time would flow

Two angels,
That never could fly
Fell more and more in love
As time would go by

Two angels,
Frozen in time
A whisper on their lips
"Forever theirs, forever mine..."

By Silvie Siskova

Fun Facts! - by Ema Beranová

A fun fact about animals

- Spider's webs were used as **bandages** in ancient time



In ancient Greece and Rome, doctors used spider webs to make bandages for their patients. Spider webs supposedly have “natural antiseptic and antifungal properties”, which can help keep wounds clean and prevent infection. Many people's reactions were very interesting. Not the answer but the way they said it: “Ewww” or that is so “DiSgUStInG” so yeah I guess we will stay with bandages.

A fun fact about classes

- A lot of Viking men actually **died their hair blonde**. Some even dyed their beards as well! - *History*

Among northern European cultures, blonde hair was considered extremely attractive, so brunette Viking men would use lye to bleach their hair blonde. In some regions, they even bleached their beards, too. My mom is happy when her hair does not get damaged by the color, and these “very smart people” color their beard as well... My friend asked if there was a barber shop in those times and I answered “Of course!”, so yes, they sat in a comfy chair and let the people do their job. Then they posted a meme of them looking like Rapunzel.



An interesting fact about food

- Apples give you more energy than **coffee**



Apples contain no caffeine, but instead have about 13 grams of natural sugar. These sugars provoke a similar response to caffeine because vitamins from the apple are released slowly throughout the body, making you feel more awake. I always hated the taste of coffee so this fact made me very happy. So, as they say, “An apple a day keeps the doctor away.”

Two crazy fun facts you won't believe!

- It would only take **one hour** to drive to space.

The Kármán line, which is commonly represented as the boundary between Earth's atmosphere and outer space, is at an altitude roughly 62 miles above sea level. This means if you could drive straight up going 60mph you would arrive in outer space in just over an hour's time. I would love to see what it looks like in space, but I hate the idea of becoming an astronaut. So why isn't there a road there yet ?





- A human could swim through a blue whale's veins.

Their arteries are so large in fact that a full size human could swim through them. In terms of size, the blue whale's heart is about the size of a small car. It is honestly disgusting to think about, but it would be like a huge bloody water slide.

Things to avoid in the LFP by Isabella Andrasko

In the LFP, there are some very important things to avoid.

These might not seem very dangerous at the moment, but if you want to succeed, it is incredibly important that you at least read these tips.

Now, it would be smart of you to take my advice, but if you do decide to perform these sins, I wish you the best of luck...

- Never speak english in Mr. Madjoudj's class, or you might have to stay at school for a *couple* extra hours.
- Never put your legs on a chair in Mme. Makinyan's class, because you will probably have to visit someone **very** strict...
- Never sit on the floor when Mr. Redou is around, unless you want a long lecture about "*the modern generation*".
- Don't ever skip Tai chi in Mr. Jurion's class because we all know that it is **most certainly** mandatory.
- With Mr. Rajade, never ask if the work will be graded or else you might be shocked by his very **loud** ruler.
- When Mr. Mansfield is around, never complain about reading 'cause that's just mean.
- Don't chew gum like a **cow** with Mrs. Leclerc or else that gum will soon reside in the **trash**.
- Don't pack your things before Mr. Castagnier says to, since if you do, he will make you stay until you're the **last** person in the room.

Games

Word Puzzle

FIND AS MANY WORDS AS YOU CAN WITH THESE LETTERS, YOU CAN ONLY USE A LETTER ONCE

R/T/S/B/T/A/E/G/H/O/N/G

- | | |
|----|----|
| 1 | 14 |
| 2 | 15 |
| 3 | 16 |
| 4 | 17 |
| 5 | 18 |
| 6 | 19 |
| 7 | 20 |
| 8 | 21 |
| 9 | 22 |
| 10 | 23 |
| 11 | 24 |
| 12 | 25 |
| 13 | 26 |

4 Riddles 4 Answers

1/What is always in front of you but can't be seen?

2/What can you break, even if you never pick it up or touch it?

3/What goes up but never comes down?


4/A man dies of old age on his 25 birthday. How is this possible?

Answers:

1/ the future 2/ a promise 3/ your age 4/ he was born on February 29

Sudoku

	2		8			5		6
9	8	7		6	3	1	4	
5					2	9		3
3			1				9	5
	4			9	5	8		
8	7	1	6				2	
4	6			3		7		9
1	9	8					3	4
7		3	5	4	8		6	



Across

3. A Scottish soldier
6. A famous disney fairytale who includes two other characters called Wendy and Tinkerbell
8. A cute little bear who likes eating honey
9. A wizard who has a scar

Down

1. A strange fireman
2. The adventures of three friends from the dumpsite
4. A lady who sings and dances all the time everywhere
5. Dent, Main character in the hitchhikers guide to the galaxy
7. A young woman who gets poisoned by an apple she received from a witch

The Hitchhikers Guide to the Galaxy

H	Y	T	A	E	A	N	M	E	K	A	H	M	A
H	R	N	S	P	A	C	E	S	H	I	P	C	A
O	I	K	A	P	E	L	O	K	E	A	A	O	E
V	V	V	O	G	O	N	F	A	U	A	E	R	E
E	A	R	E	K	C	O	L	R	I	A	P	A	E
R	N	A	L	I	E	N	E	F	R	F	R	N	I
C	N	N	T	H	Y	P	E	R	S	P	A	C	E
R	M	A	R	V	I	N	A	U	A	R	O	C	H
A	T	V	C	C	S	P	H	E	A	P	U	E	O
F	V	A	T	E	H	E	A	A	K	I	A	R	O
T	E	I	S	R	U	R	C	R	O	I	A	I	R
I	R	M	A	R	G	R	A	T	H	E	A	A	S
S	R	U	H	T	R	A	R	H	H	A	A	K	V
I	A	A	A	R	E	V	E	S	R	E	P	L	R

HYPERSPACE
 AIRLOCK
 VOGON
 EARTH
 HOVERCRAFT
 MARVIN
 SPACESHIP
 ARTHUR
 ALIEN
 MARGRATHEA

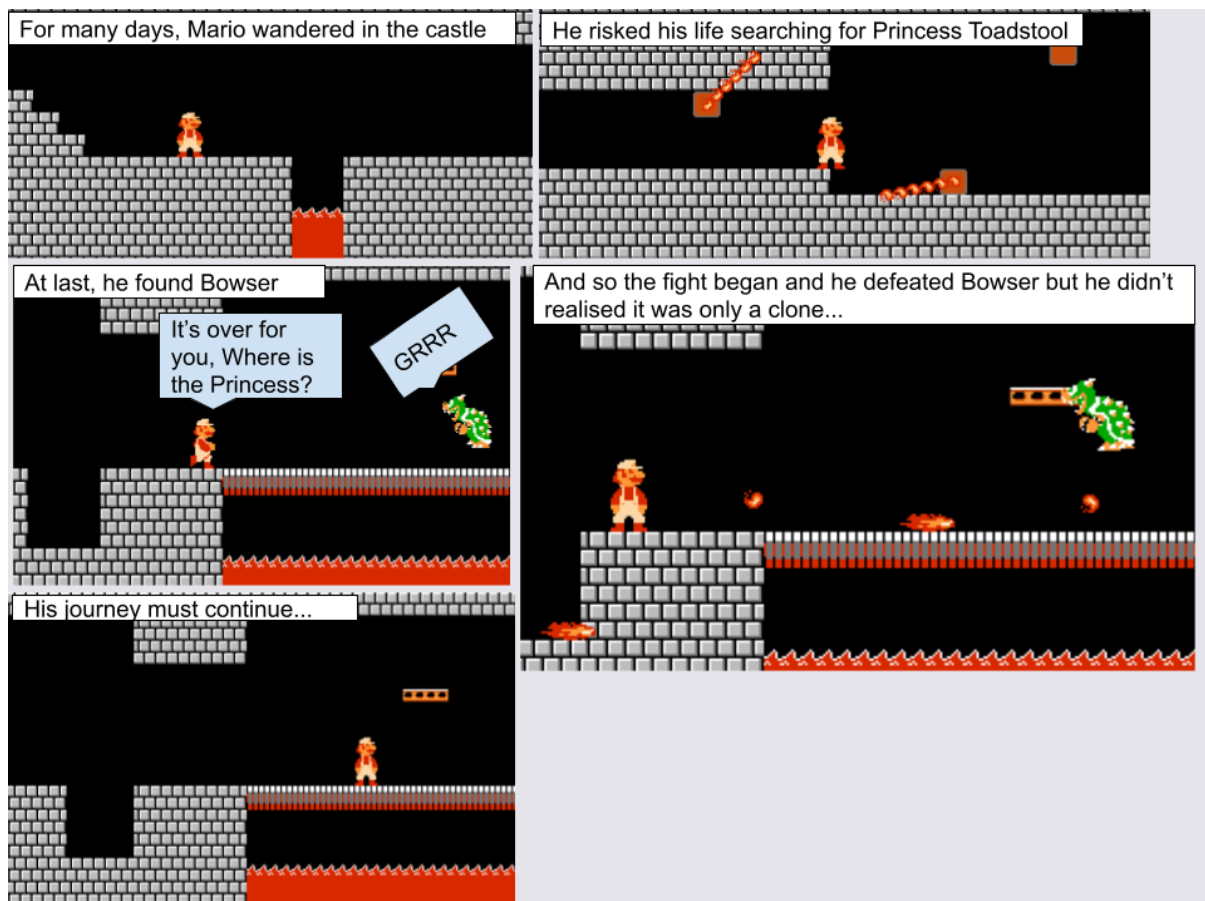
WORD PUZZLE

FIND AS MANY WORDS AS YOU CAN WITH THESE LETTERS, YOU CAN ONLY USE A LETTER ONCE

RTSBTAEGHONGI

- | | |
|----|----|
| 1 | 14 |
| 2 | 15 |
| 3 | 16 |
| 4 | 17 |
| 5 | 18 |
| 6 | 19 |
| 7 | 20 |
| 8 | 21 |
| 9 | 22 |
| 10 | 23 |
| 11 | 24 |
| 12 | 25 |
| 13 | 26 |

Cartoon by Anton



Connect the dots:

Rules: connect the dots next to the teachers name with the correct thing that they say or something that describes them

Ferier	•	•	deticky
Makinyan	•	•	different colour hair every month
Leclerc	•	•	never ask if the work is graded
Abadie	•	•	don't pack your stuff before the end of the class
Brochot	•	•	"today we are going to do a fun activity" *we do a very boring activity*
Rajade	•	•	only teacher with full arm tattoos
Redou	•	•	*yoga at the end of class*
Castagnier	•	•	"umime to" *neumime to*
Kralovcova	•	•	literally the only class where you can chew gum legally
Mansfield	•	•	come to my concert
Jurion	•	•	Halo!
Tassone	•	•	I will jump out of the window
Madjoudj	•	•	"impeccable"
Oswald	•	•	drama in the house
Borgi	•	•	you are young you should not be sitting on the floor
Spalova	•	•	"no homework" - *proceeds to give homework*

Ferier: "impeccable", Makinyan: "no homework" - *proceeds to give homework* Leclerc: literally the only class where you can chew gum legally, Abadie: only teacher with full arm tattoos, Brochot: I will jump out of the window, Rajade: never ask if the work is graded, Redou: you are young you should not be sitting on the floor, Castagnier: don't pack your stuff before the end of the class, Kralovcova: "umime to" *neumime to*, Mansfield: "today we are going to do a fun activity" *we do a very boring activity*, Jurion: *yoga at the end of class*, Tassone: Halo!, Madjoudj: deticky, Oswald: come to my concert, Borgi: drama in the house, Spalova: different colour hair every month.

by Evelyn Dousova

Supra, Manual or Automatic?

Hi!

We are **Thea** and **Jacob** and we love cars, so we will be bringing to you cool articles about cars:)

At first, when we heard of an Automatic Supra, we were like :

-“no way that is absolutely wrong, *why* would anyone even do that?!”

But of course, we had to examine it more.

First of all when someone says “**Supra**” you probably think of **cool drifts** and **races**, so basically as most of us well know, a **Manual Supra** is the best at **drifting** (along with for ex. Mazda RX-8 or Toyota AE86) but surprisingly an automatic doesn't have to be that bad at it, well normally yes, but if the Supra has an **ample power**, then you are gonna have fun either way.

If we look at the difference in speed, there isn't really anything other than that you don't have the satisfaction of moving the shift, although you can just concentrate on the magnificent sound and nature around you. :)



If you have read 'till here you have probably come to the conclusion that the **Automatic isn't that bad**, and yes, it's actually a **good car**.

The only people that dislike the car are the ones that don't know much about cars, so the conclusion is an Automatic Supra is a good car but we would still **rather have a manual**, not just for the flex but because it is **tradition** of some sort.

For those of you that are still a little confused by the **technical difference** between **Manual** and **Automatic** here it is:



Manual:

With **manual transmissions**, the **driver operates** the **clutch** and decides when to **shift gears**. With a manual, or **stick shift** as it's also called, most **drivers feel** they're **more involved** with the **mechanics** of the vehicle and that it is simply **more fun** to drive. (Good for drifting and races)



Automatic:

An automatic car is an **automobile with an automatic transmission that doesn't require a driver to shift gears manually**. **Transmissions**, also known as **gearboxes**, help to direct the **rotational force** and **speed** of a car. Therefore,

A Film Review, by Lillian and Anezka (4eme2)

Mama (2013), directed by Andy Muschietti



Hello, our names are Lillian and Anezka, and we'd like to share our thoughts on the horror film Mama.

We chose to watch Mama, a horror film, and write a report about it. Despite several "jump sequences," the film was not as frightening as we had anticipated.

During the prologue, we witness a frantic executive, Lucas (played by Nikolaj Coster-Waldau), rush into his house, carry his two daughters, Lilly (age 1) and Victoria (age 3), into his car, and drive away. We see Lucas is tense and has a few scrapes on his face, and we hear on the radio that there was a shooting, and that Lucas killed his wife and fled with his children.

Lucas collides with a tree in a woodland while driving too quickly.

They all make it out alive and hide in an abandoned house, where Lucas tries to murder his children before killing himself, but he has a hard time doing it because he loves them.

But, just as he is ready to do so, something attacks and kills him, but what is it?

Let's fast forward five years. We learn that Lucas has an identical brother, Jeffrey (also played by Coster-Waldau), who has never given up hope of finding his two adoring nieces. Two men stumble their way through the woods to the wrecked vehicle.

They search for anyone who might be harmed and in need of assistance, and they come across the cabin with the two girls. Except the girls are coated in mud, making strange animal-like noises, and crawling on all fours like animals. How did they manage to live on their own for so long?

That's where it all starts.



The film is like a rollercoaster; some scenes are pleasant and amusing, while others give you the chills. If we ignore the ghost Mama, the movie makers succeeded in making it incredibly realistic and easily credible. The film has a very unique finish, which we will not discuss in order to avoid spoiling the movie.

The recommended viewing age is 15 and up, however we think it should be about 12 and up because it isn't too frightening. It was also rather sentimental, as we see Annabelle and the girls' bonding, Victoria's fear and pain, and overall, I found myself crying at several instances that seemed rather sad to me (Lillian). (Anezka) To me the movie was slightly scarier and at the end of the movie I started to feel more upset.

I found this movie interesting and I was curious how it would end but I wouldn't watch it again; I'm giving it 3.22 stars out of 5 (Anezka). I found the movie quite nicely done, but it was slightly predictable, and I think that made the movie less exciting. Overall, it was well made, emotional and sometimes even scary.

A limerick by Jacob Macek, about his class and presumably himself

There once was a class called 4eme
and everyone hated them
because they were horrible
and they were unbearable
so off they annoyed again

The next pages are excerpts from a wholly remarkable book called:

THE HITCHHIKER'S GUIDE TO THE LFP

These pages are designed to ease your passage through the maladies of your 'vie scolaire'. We hope you find them useful, and amusing.

Escaping from school

The Hitchhiker's Guide to the LFP is a wholly remarkable book that is very useful if you want to escape from school with your whole class (very hard)

1. Be intelligent, if you want to be intelligent you need -4 mind control, the key, a plan, and a calculator. If you don't have these, forget about it.

Before class try to leave your stuff in your locker (DO NOT FORGET YOUR CODE!), someone with mind control- if you want to distract the teacher, press the alarm button. Wait, wait, waaaaait ... before doing that put a mouse trap with a slice of cheese and add a pinch of salt because you know your teachers have an obsession with cheese next to every door and make sure to start a fire in the CDI, - now you can press the alarm and this is the most important thing; RUN!

Actually, while you are running you don't need a key. Don't pay attention to others, they are probably dead (or not).

2. Now if you read this and you are still in class – just ask the teacher, if you can leave, 99 times out of a hundred the teacher will accept and 1% they will not. No, my mistake; run to the gate and hop over the gate

After doing that, leave a note saying:

Sorry... we have escaped from school.

Getting out of P.E.

The Hitchhiker's Guide to the LFP is a horribly amazing and humorous book.

How to get out of P.E is a useful thing, because it gives you the power to be lazy. Some students might find P.E a waste of time, and others would rather fall off the wall climbing wall than attend this horrible class. The teachers think they hold all the knowledge and wisdom about sports which is hilarious, and so wildly inaccurate that we would rather be hit by the projector wrapped in every failed test ever written, than prove them right.

Many solutions were suggested for this problem. But most of them were largely denied by ME!

Getting out of P.E is the most massively useful thing. First, go to the doctors office pretending like a bulldozer just ran over your ankle, which means that the doctor will have to put a bandage over it. Now use those skills that you used when you pretended to fall asleep in the car, so your parents would carry you into the house. Limp in the gym class and obviously pretend that a huge catastrophe occurred, and you sadly can't do the stupid stuff that he planned for you. Second, just be yourself and trip over something, and wake up the baby in you and start crying your eyes out. But you have to choose wisely and practice the face expression that you will be using when you look at the teacher.

Lastly, the most effective one used in the Hitchhikers' Guide to the LFP, is to recreate your mothers signature and show it to the teacher with the sentence "Hello my daughter/son will not be doing sports today" signed Mrs Blabla (No, don't actually write Mrs. Blabla you cretinous oaf!). But you have to write it very bizarrely so it would look like you wrote it with a cat dancing the tango on your pen.

Cheating on Tests

The Hitchhiker's Guide to the LFP is a somewhat useful and almost entirely correct book. The 'how to cheat of tests' question is one of the most asked ones on Google. The new article, named 'The sneaky inside track to test success', says that cheating on tests is something that almost every student does during their school experience. There are many ways to pretend that you are smart in a test, but first, you need to follow a couple steps. First, decide what type of cheating you want to commit. Then, (and this is the most important step) DO NOT GET CAUGHT. Cheating only helps if you can get away with it. There are some tips that can help you with this, for example don't look suspicious, and dispose of all the evidence.

Now, I guess you are ready for the best part. What are the different ways to cheat on tests? One example is, hiding your phone under your desk, and maybe your teacher will be blind enough not to see it, because they were out on Sunday night, at Mr. Oswald's jazz concert, until 4am, and then they forgot to drink their coffee on Monday morning, and by some chance, that's when you have your test. Or you can write little notes all over your body, pretending that they're tattoos, and hope that they don't get smudged everywhere, so that it doesn't look like you got beaten up by some neurotic teenager. Then, a fan favorite, is the one where you ask your smart friend to bring a pack of m&ms, (this one only works for multiple choice tests) and agree that a certain color means a certain letter, and then for example if she eats a yellow one, you know that the answer is a, and if she eats a blue one, the answer is b. For this one, make sure to sit at least two rows away from each other, but not too close to the teacher, so that they can't see the bag of m&ms/skittles. There is a conspiracy theory, that teachers put every number from 0 to 20 inside a hat, and then they just pull a random number, and they stick it on the test, so that they don't have to correct anything. Okay. Now, let's get really high tech. Have you seen walkie-talkies on the market? Well now there is a new type that you can conceal in your sleeve. Imagine you're in one Mr. Madjoudj's mindbogglingly difficult technology exams. You can't find the answer to question 1. You pretend to cover a yawn with your wrist, unbeknownst to Mr. Madjoudj, your sleeve contains a hidden walkie-talkie connected to Ema's ear. Ema answers by pretending to scratch her left eye. She doesn't know the answer either, but oh well at least we tried.

Oh, and before we finish, I have one question for the people who actually study. What the hell are you doing here?

I hope this has been a help to improve your academic performance. But as we know, real life experiences make for the best material. Don't hesitate to write to the author, and share your own best tricks. They will surely be included in the 2022 updated edition of The Hitchhiker's Guide to the LFP.

Getting Teachers to Like You

The Hitchhiker's Guide to the LFP is a wholly remarkable book, greatly reviewed all throughout the LFP students, and even partly the faculty, for its helpful, and completely true tips and facts.

Getting the LFP teachers to like you is a very precise, complicated process that sometimes takes years of attempts.

Firstly you'll want to take into account that not all teachers are the same.

There are three main types of teachers at the LFP.

- The teachers that think they are funny
- The strict teachers
- The teachers who to this day don't know why they are teachers

There is, however, one last, very rare, type of teacher : the good, funny, helpful teachers, but we will not include that type in this book, as they are truly, mindbogglingly hard to find.

To appease the “teacher that thinks they are funny”, you’ll have to note a couple of things on this strange character. First of all, this species of teacher greatly enjoys making odd, confusing jokes, or doing anything, including : yelling, screaming, slamming the table, purposefully making whiteboard markers squeak while writing, saying self-deprecating things, making fun of their students, and sometimes even running into doors on purpose, to be funny. And these specimens often end up disliking students, or simply being upset, when their students do not laugh.

So, one simple thing you can do is laugh. Just laugh. No matter what unfunny, hardly understandable attempt at a joke they made, just laugh.

If you’ve already got that down, you can also make faces, gestures, or simply comments on their jokes, or affirmations, as these teachers love to make fun of/with their students. But be careful not to do it too much, as it might seem like you’re trying to out-joke them, which will then make them irritated and territorial, and they will scold you.

Getting the strict teacher to like you is much more difficult. These, sometimes robots-like, people either have too much personality none, and there is no in between. They either despise their students with a burning passion, actually like their students but don’t know how to express it, or they straight up couldn’t care less. Getting them to like you will take an incredible amount of effort and a fully functioning brain (P.S. if you are in need of a new brain, please contact your local hospital, I am sure they will provide you with one). You will need top-tier grades and a goody-two-shoes personality. It would also be preferable to dress in school-uniform-like attire.

To get the teacher that to this day don’t know why they are a teacher to like you, there are three easy steps : don’t bother them, don’t ask too many questions, just sit quietly and do your work, or don’t, 80% of the time they would rather leave you to do what you want than have to interact with you.

We hope this was helpful. :)

Disclaimer : if you get sued because you called the hospital asking for a new brain, that is not our fault and we therefore will take no responsibility in that matter.

Getting Away with Unfinished **Homework**

The Hitchhiker's Guide to the LFP is a wholly remarkable book. To prove the said fact, we will present one entry that turned out to be mindbogglingly popular.

That is the question with the most researched answer, but no one has yet found a real, failproof way to do it. Luckily for you, you mindbogglingly lazy person (or not), we have tested hundreds of methods but only four turned out to always work, no matter what subject, no matter the teacher.

Number 1: Don't show up to class

Ok, this one is kind of obvious, but you can't deny that it is the safest, easiest way to do it. Just play sick and you are good to go. If skipping class is not an option, you should...

Number 2: The skydiving trick

This one is the hardest. Find a video online (or record it, but you might not make it) of a somebody jumping out of the plane with a parachute but the parachute must not open (the jumper might have the same fate of a specific sperm whale, if you know what I mean 😊). Show that video to your teacher and tell them that the parachute didn't open because it was your schoolbag and you don't have your homework because it was in the bag.

Number 3: Have aliens abduct your teacher

This one is kind of hard. You will need:

- NASA equipment
- Luck
- Patience

So, using your NASA equipment, send out signals that tell the aliens to abduct your teacher. If you are lucky, they will come in a few hours and they will take the teacher. Then you are free.

Number 4 : Steal the corrected homework

Mission homework heist. The most fun of all the methods but the most dependent on a specific criteria. There has to be a class that has already done the homework and the teacher has corrected it but did not give them back. This heist consists of 3 parts :

- The planning
- The heist
- The post-heist

The Planning

The least fun part. You must collect the following information :

- In which locker does the teacher store the work? (you enter the teachers room with a request to copy a document 20 times to buy yourself some time. While a teacher copies your paper, wander around and locate the locker with your teacher's name on it.)

- What time during the day are there no teachers in the teachers room. (You must often ask to go to the bathroom during class and go to the teachers room. Record the time that there are no teachers. Personally we recommend 17:50)

- Who is the best in the specific subject in the other class (Go around asking people from the other class who has the best grades)

The Heist

The most important part. Using all the gathered information, go to the teachers room and steal the work. Then you have a small amount of time to copy the homework in your own words. Then put everything back and run. If you get caught, improvise...

The Post-Heist

Let's imagine you were not caught. For the rest of the year you must act like you did the work yourself.

Please attempt this heist at your own risk.

So, there you have it, the best ways to get away with unfinished homework. Hope this was helpful. Enjoy your free time with without homework.

Surviving Technology

As you all know, Madjoudj is the teacher of technology. There are some easy and effortless ways you can do in order to survive this special lesson. The first way you can survive technology is to get some expired eggs and before the lesson starts, put them in hidden spots of the classroom. Since they have a terrible and gross smell, the students and the teacher are going to be bothered and will leave the classroom with no hesitation. While they are trying to find a solution, take out your phone or laptop and watch a movie, feel free to have some snacks with you. The second way to survive is to get an astronomical amount of delicious food such as spaghetti, burgers and so on. Everyone is going to ask for some food so, be nice and give everybody food including the teacher. The class will have a great time and the teacher will forget everything about the lesson. The third way to survive is to simply try to find a moment where you can tell the story of your life. People are going to be extremely involved in the conversation (unless you have an uninteresting life). The last way to actually survive is to honestly pay attention and to try to understand the lesson. At the end of the day teachers need to be happy and cheerful just like us.

This magazine was created by the students of 4eme



Ema Beranova

Iris David



Lillian Spencer Kahn

Isabella Andrasko



Sonja Ocheretina

Jacob Macek



Albert Zahradnik

Silvie Siskova



Vasilisa Shelomovskaya

Sophia Walter



Thea Tumova

Reem Chemaitelly



Paul (aka Ally) Bouvier

Anton Voynov



Evelyn Dousova

Anezka Komarova

